

Greyhound Breeding, Race Injury and Retirement

Quarterly Report (Q4)

April 2020-June 2020



**QUEENSLAND RACING
INTEGRITY COMMISSION**

Engagement | Education | Enforcement

Prepared by: Queensland Racing Integrity Commission (QRIC)

© State of Queensland 2020.

The Queensland Government supports and encourages the dissemination and exchange of its information. The copyright in this publication is licensed under a Creative Commons Attribution 4.0 Australia (CC BY) licence.



Under this licence you are free, without having to seek our permission, to use this publication in accordance with the licence terms.

You must keep intact the copyright notice and attribute the State of Queensland as the source of the publication. For more information on this licence, visit <http://creativecommons.org/licenses/by/3.0/au/deed.en>

Disclaimer

This document has been prepared with all due diligence and care, based on the best available information at the time of publication. The Commission holds no responsibility for any errors or omissions within this document. Any decisions made by other parties based on this document are solely the responsibility of those parties

If you need to access this document in a language other than English, please call the Translating and Interpreting Service (TIS National) on 131 450 and ask them to telephone Library Services on +61 7 3170 5470.

This publication can be made available in an alternative format (e.g. large print or audiotape) on request for people with vision impairment; phone +61 7 3170 5470 or email <library@nprsr.qld.gov.au>.

1. Overview

This is a report for the period April 2020 to June 2020. The data are derived from the *OzChase* database, on-track veterinarian reports and race-day stewards' reports. It is produced by the Queensland Racing Integrity Commission (the Commission) to document the following throughout Queensland:

1. Greyhound pups whelped and named. These are from *OzChase* system data as reported by owners and recorded by the Commission.
2. Greyhound injuries and deaths of racing greyhounds that have occurred at TAB and non-TAB race meetings. The race-related injury data within this report are from on-track veterinarians' and stewards' reports, and *OzChase* data as recorded by the Commission.
3. Greyhound deaths and retirement notifications as reported by greyhound owners to the Commission and held in *OzChase*.

This report provides all stakeholders, including greyhound racing participants and the community with summary greyhound racing and breeding data via a single quarterly report.

2. Greyhound pups whelped and named

During the period April 2020 to June 2020 there were 115 greyhound pups born (whelped) (Table 1) and 221 greyhounds named (Table 2) in Queensland. Greyhounds are generally named for racing at between 12 and 18 months of age, and this creates a time lag between whelping and naming.

Greyhounds whelped and named from July 2019 onwards are included for comparison. This data was extracted from *OzChase* monthly by the Commission's Licencing and Registration Unit.

Table 1. Greyhound pups born (whelped) during the period April 2020 to June 2020 and compared with the previous quarters.

| Month | Greyhounds Whelped |
|------------------------|--------------------|
| July 2019 | 61 |
| August 2019 | 35 |
| September 2019 | 67 |
| Q1 Total | 163 |
| October 2019 | 118 |
| November 2019 | 91 |
| December 2019 | 76 |
| Q2 Total | 285 |
| January 2020 | 75 |
| February 2020 | 66 |
| March 2020 | 134 |
| Q3 Total | 275 |
| April 2020 | 21 |
| May 2020 | 50 |
| June 2020 | 44 |
| Q4 Total | 115 |
| 2019/2020 Total | 838 |

Figure 1. Greyhound pups whelped in Queensland from July 2019 to June 2020.

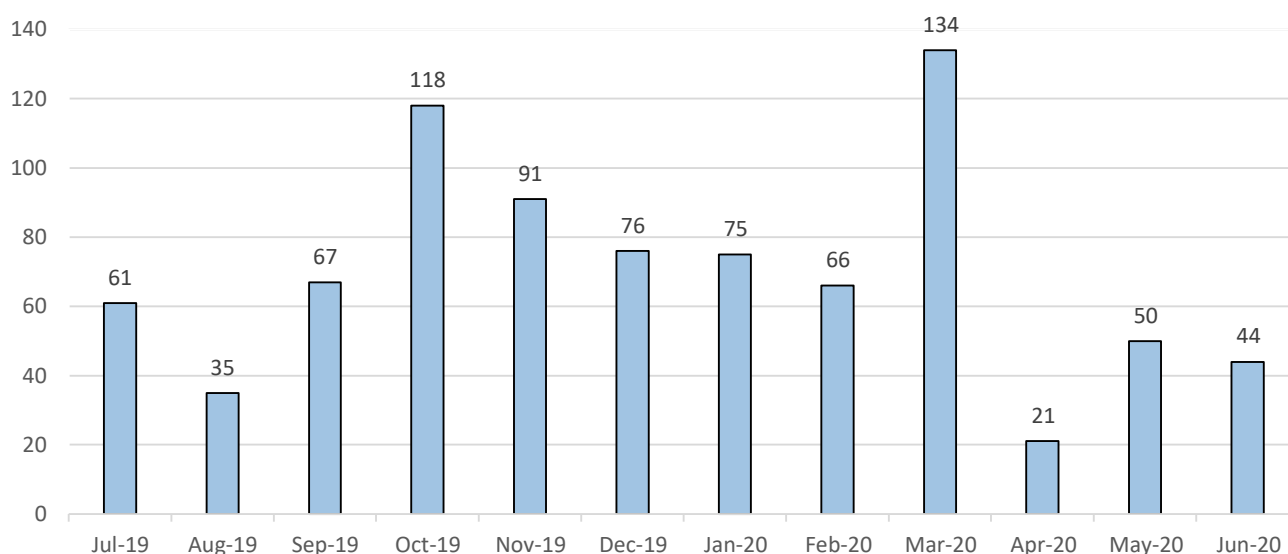
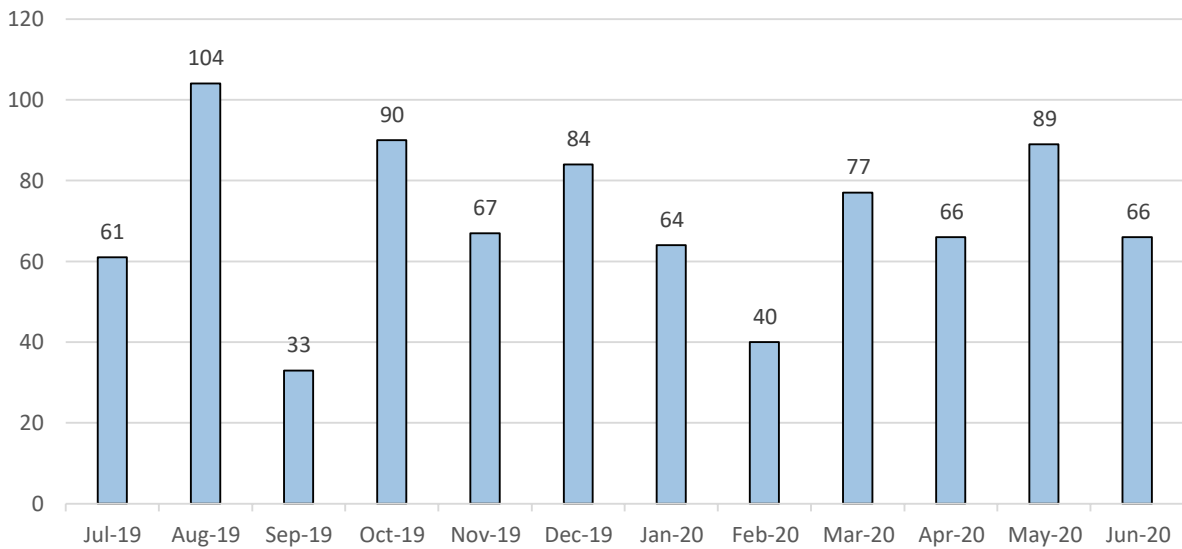


Table 2. Greyhounds named during the period April 2020 to June 2020 and compared with the previous quarters.

| Month | Greyhounds Named |
|------------------------|------------------|
| July 2019 | 61 |
| August 2019 | 104 |
| September 2019 | 33 |
| Q1 Total | 198 |
| October 2019 | 90 |
| November 2019 | 67 |
| December 2019 | 84 |
| Q2 Total | 241 |
| January 2020 | 64 |
| February 2020 | 40 |
| March 2020 | 77 |
| Q3 Total | 181 |
| April 2020 | 66 |
| May 2020 | 89 |
| June 2020 | 66 |
| Q4 Total | 221 |
| 2019/2020 Total | 841 |

Figure 2. Greyhounds named in Qld from July 2019 to June 2020.



3. Injury Categories

3.1. Injury Severity Classification

Greyhounds injured or involved in incidents at Queensland race meetings are examined by on-track veterinarians. These incidents and actions are reported to the Commission and included in the stewards' reports for each race meeting.

Injuries vary from very minor incidents with no treatment or incapacitation (stand down) period required, to severe injuries that result in the death or require euthanasia of a greyhound. Mandatory stand down periods allow for injury recovery before a greyhound is permitted to race again.

4. Total reported injuries to racing greyhounds from April 2020 to June 2020

Injury rates are standardised as injuries per 1,000 starts. Every greyhound is counted each time it races in the reporting period to standardise injuries per 1,000 starts.

During the period April 2020 to June 2020 there were 147 greyhound race meetings held at Queensland venues. At these race meetings there were 1,690 individual greyhounds raced for a total of 11,259 starts.

Table 3. Greyhound racing injuries, incidents, and severity at Queensland race meetings from July 2019 to June 2020.

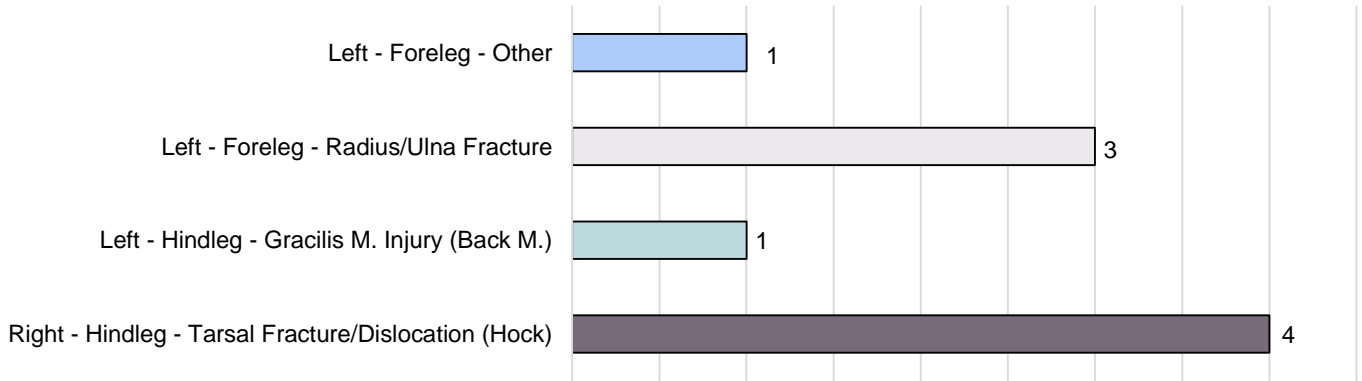
| Injury Category | Incapacitation period ¹ | July 2019 to September 2019 (Q1) | | October 2019 to December 2019 (Q2) | | January 2020 to March 2020 (Q3) | | April 2020 to June 2020 (Q4) | |
|-------------------------------------|------------------------------------|----------------------------------|---|------------------------------------|---|----------------------------------|---|----------------------------------|---|
| | | Total Number of Injury Incidents | Total Injury Incidents per 1,000 starts | Total Number of Injury Incidents | Total Injury Incidents per 1,000 starts | Total Number of Injury Incidents | Total Injury Incidents per 1,000 starts | Total Number of Injury Incidents | Total Injury Incidents per 1,000 starts |
| Category A – minor i – non serious | Nil | 4 | 0.36 | 2 | 0.18 | 5 | 0.50 | 5 | 0.44 |
| Category B – minor ii – non serious | 3 to 10 days | 178 | 15.89 | 211 | 19.06 | 171 | 17.10 | 200 | 17.76 |
| Category C - medium | 14 to 21 days | 74 | 6.61 | 66 | 5.96 | 60 | 6.00 | 66 | 5.86 |
| Category D(E) - major | 28 to 90 days | 42 | 3.75 | 54 | 4.88 | 50 | 5.00 | 47 | 4.17 |
| Category D(F) - major | 28 to 90 days | 3 | 0.27 | 2 | 0.18 | 8 | 0.80 | 7 | 0.62 |
| Category E - Catastrophic – serious | Deceased/ Euthanised | 14 | 1.25 | 17 | 1.54 | 13 | 1.30 | 9 | 0.80 |
| Total A-E | | 315 | 28.12 | 352 | 31.79 | 307 | 30.7 | 334 | 29.67 |

¹ Further description of injury rating categories is contained in the 2019-2020 Executive Summary.

4.1. Reported Greyhound racing-related deaths from April 2020 to June 2020

Racing fatalities are defined as deaths that occur because of injuries and/or incidents during or immediately following a race. These include injuries that resulted in the euthanasia of greyhounds at a race meeting. This data does not include euthanasia that may occur after race meetings when further diagnostic advice or treatment is sought².

Figure 3. Greyhound fatalities reported at Queensland racetracks from April 2020 to June 2020 Injuries are as described as in the on-track veterinarians' and/or stewards' reports.



² These are captured through retirement reporting.

5. Reported injuries by racetrack

Table 4. Number of greyhound race starts and all injuries at Queensland tracks from April 2020 to June 2020.

| Track | Track Surface | Starts | Total Injuries | Total Injuries per 1,000 starts | Deceased or euthanased | Deceased or euthanased per 1,000 starts |
|---------------|---------------|--------------|----------------|---------------------------------|------------------------|---|
| Albion Park | Sand | 4082 | 126 | 30.87 | 3 | 0.73 |
| Bundaberg | Grass | 820 | 44 | 53.66 | 2 | 2.44 |
| Capalaba | Grass | 1154 | 24 | 20.80 | 1 | 0.87 |
| Ipswich | Sand | 2892 | 70 | 24.20 | 2 | 0.69 |
| Rockhampton | Sand | 850 | 34 | 40.00 | 1 | 1.18 |
| Townsville | Sand | 1461 | 36 | 24.64 | 0 | 0.00 |
| Totals | | 11259 | 334 | 29.67 | 9 | 0.80 |

6. Greyhounds reported as retired, deceased or euthanased

The retirement, rehoming, death or euthanasia of individual greyhounds are recorded in the *OzChase* database. The last registered owner of the greyhound must submit a notification of retirement, death or euthanasia as specified by Greyhounds Australasia Rule 106(3).

Caveats

- Reports of retirements from *OzChase* may vary over time for the same data set due to late lodgement of retirement notifications.
- The data presented in Table 5 and Table 6 were accurate as at 16 July 2020.
- Data from the Commission's Greyhound Adoption Program (GAP) are included; however, euthanasia data from other adoption programs and agencies are not available.
- Data for greyhounds retired to adoption programs other than the GAP are currently not available unless provided by owners in the retirement notification.
- The category of "surrendered to other agency" does not refer specifically to adoption or rehoming agencies and includes universities and veterinary practices. Euthanasia and adoption data from these agencies are not currently available.

Table 5. Greyhound mortality notifications July 2019 to June 2020 as reported to the Commission by owners and current as at 16 July 2020.

| Category | July 2019 to September 2019 (Q1) | October 2019 to December 2019 (Q2) | January 2020 to March 2020 (Q3) | April 2020 to June 2020 (Q4) |
|---|----------------------------------|------------------------------------|---------------------------------|------------------------------|
| Deceased accidental causes | 8 | 8 | 4 | 6 |
| Deceased natural causes | 3 | 1 | 9 | 6 |
| Deceased illness or age | 6 | 5 | 6 | 15 |
| Euthanased by owner due to illness or age | 12 | 10 | 12 | 20 |
| Euthanased by owner due to injury | 25 | 31 | 27 | 17 |
| Euthanased by owner due to not suitable for racing | 4 | 0 | 2 | 2 |
| Euthanased by owner due to not suitable for rehome | 17 | 23 | 17 | 31 |
| Euthanased by GAP due to health and/or behavioural issues | 12 | 4 | 9 | 5 |
| Total deceased or euthanased | 87 | 82 | 86 | 102 |

Table 6. Greyhound retirement notifications from July 2019 to June 2020 as reported to the Commission by owners and current as at 16 July 2020.

| Category | July 2019 to September 2019 (Q1) | October 2019 to December 2019 (Q2) | January 2020 to March 2020 (Q3) | April 2020 to June 2020 (Q4) |
|---|----------------------------------|------------------------------------|---------------------------------|------------------------------|
| Retired for breeding | 30 | 16 | 15 | 24 |
| Retired to owner | 39 | 30 | 24 | 23 |
| Retired to trainer | 1 | 13 | 1 | 3 |
| Retired as a pet to a 3 rd party | 28 | 29 | 40 | 40 |
| Retired to GAP | 44 | 25 | 55 | 49 |
| Retired to other adoption program | 26 | 24 | 0 | 40 |
| Surrendered to other agency | 50 | 61 | 56 | 28 |
| Other (no description) | 2 | 1 | 0 | 0 |
| Total retired | 220 | 199 | 191 | 207 |