

Greyhound Breeding, Race Injury and Retirement

Quarterly Report (Q3)

January 2020-March 2020



**QUEENSLAND RACING
INTEGRITY COMMISSION**

Engagement | Education | Enforcement

Prepared by: Queensland Racing Integrity Commission (QRIC)

© State of Queensland 2020.

The Queensland Government supports and encourages the dissemination and exchange of its information. The copyright in this publication is licensed under a Creative Commons Attribution 4.0 Australia (CC BY) licence.



Under this licence you are free, without having to seek our permission, to use this publication in accordance with the licence terms.

You must keep intact the copyright notice and attribute the State of Queensland as the source of the publication.

For more information on this licence, visit <http://creativecommons.org/licenses/by/3.0/au/deed.en>

Disclaimer

This document has been prepared with all due diligence and care, based on the best available information at the time of publication. The Commission holds no responsibility for any errors or omissions within this document. Any decisions made by other parties based on this document are solely the responsibility of those parties

If you need to access this document in a language other than English, please call the Translating and Interpreting Service (TIS National) on 131 450 and ask them to telephone Library Services on +61 7 3170 5470.

This publication can be made available in an alternative format (e.g. large print or audiotape) on request for people with vision impairment; phone +61 7 3170 5470 or email <library@nprsr.qld.gov.au>.

1. Overview

This is a report for the period January 2020 to March 2020. The data are derived from the *OzChase* database, on-track veterinarian reports and race-day stewards' reports. It is produced by the Queensland Racing Integrity Commission (the Commission) to document the following throughout Queensland:

1. Greyhound pups whelped and named. These are from *OzChase* system data as reported by owners and recorded by the Commission.
2. Greyhound injuries and deaths of racing greyhounds that have occurred at TAB and non-TAB race meetings. The race-related injury data within this report are from on-track veterinarians' and stewards' reports, and *OzChase* data as recorded by the Commission.
3. Greyhound deaths and retirement notifications as reported by greyhound owners to the Commission and held in *OzChase*.

This report provides all stakeholders, including greyhound racing participants and the community with summary greyhound racing and breeding data via a single quarterly report.

2. Greyhound pups whelped and named

During the period January 2020 to March 2020 there were 275 greyhound pups born (whelped) (Table 1) and 181 greyhounds named (Table 2) in Queensland. Greyhounds are generally named for racing at between 12 and 18 months of age, and this creates a time lag between whelping and naming. Data from July 2017 onwards are included for comparison.

Greyhounds whelped and named from July 2017 onwards are included for comparison. This data was extracted from *OzChase* on 8 April 2020.

Table 1. Greyhound pups born (whelped) during the period January 2020 to March 2020 and compared with the previous quarters.

Month	Greyhounds Whelped
July 2019	61
August 2019	35
September 2019	67
Q1 Total	163
October 2019	118
November 2019	91
December 2019	76
Q2 Total	285
January 2020	75
February 2020	66
March 2020	134
Q3 Total	275

Figure 1. Greyhound pups whelped in Qld from July 2017 to March 2020.

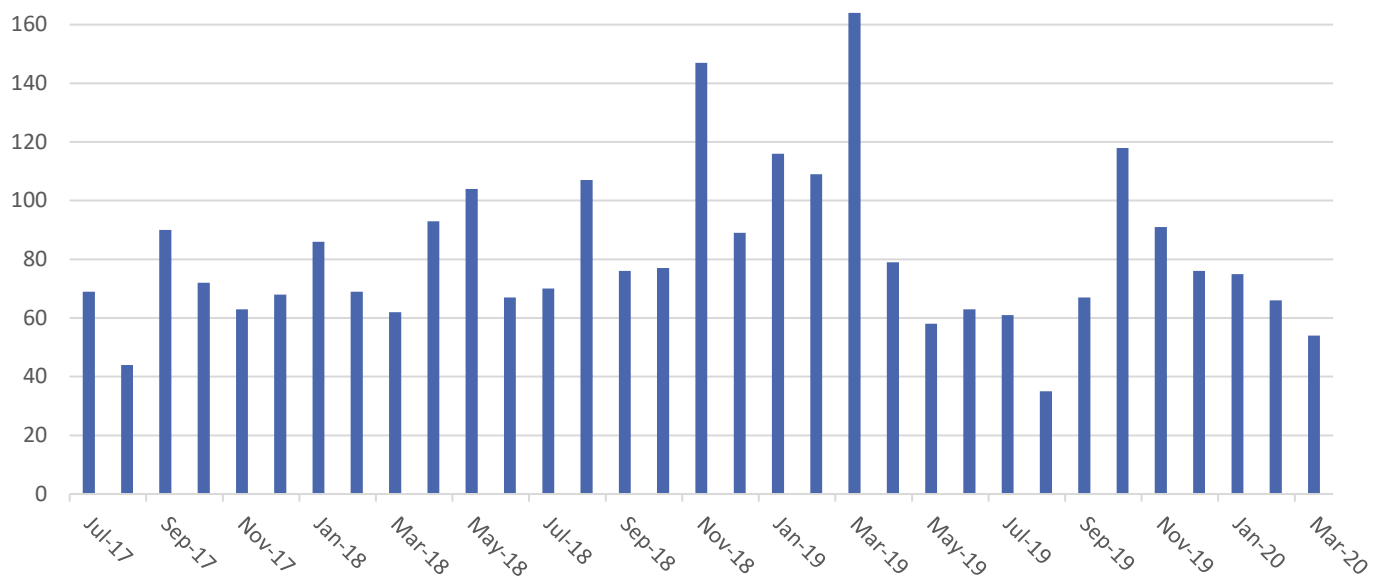
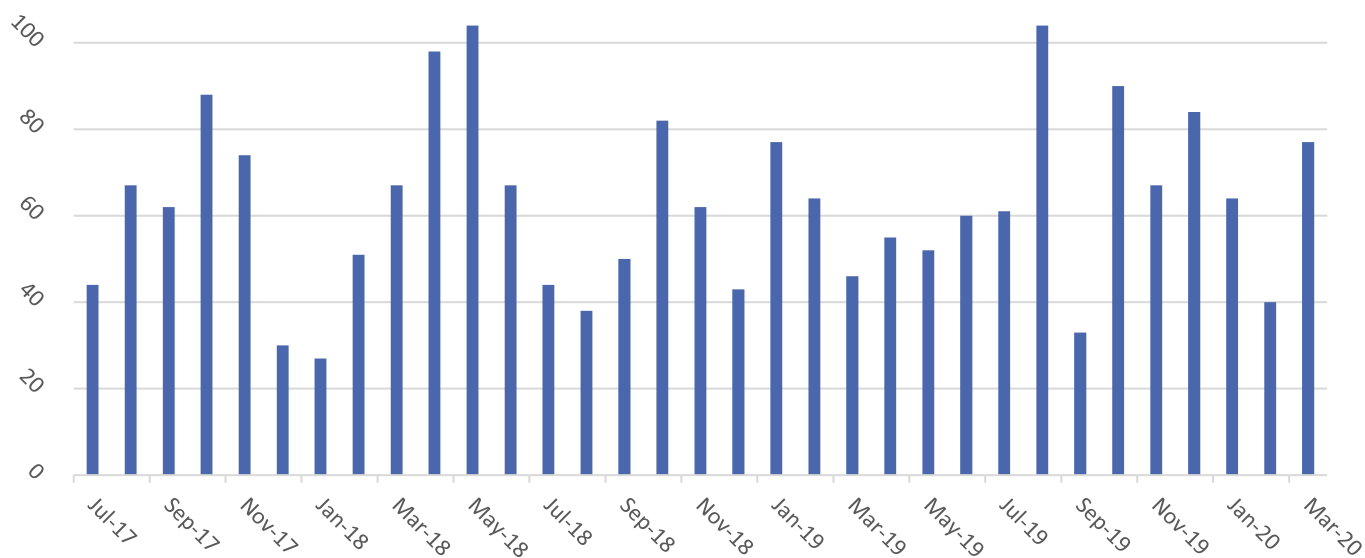


Table 2. Greyhounds named during the period January 2020 to March 2020 and compared with the previous quarters.

Month	Greyhounds Named
July 2019	61
August 2019	104
September 2019	33
Q1 Total	198
October 2019	90
November 2019	67
December 2019	84
Q2 Total	241
January 2020	64
February 2020	40
March 2020	77
Q3 Total	181

Figure 2. Greyhounds named in Qld from July 2017 to March 2020.



3. Injury Categories

3.1. Injury Severity Classification

Greyhounds injured or involved in incidents at Queensland race meetings are examined by on-track veterinarians. These incidents and actions are reported to the Commission and included in the stewards' reports for each race meeting.

Injuries vary from very minor incidents with no treatment or incapacitation (stand down) period required, to severe injuries that result in the death or require euthanasia of a greyhound. Mandatory stand down periods allow for injury recovery before a greyhound is permitted to race again.

4. Total reported injuries to racing greyhounds from January 2020 to March 2020

Injury rates are standardised as injuries per 1,000 starts. Every greyhound is counted each time it races in the reporting period to standardise injuries per 1,000 starts.

During the period January 2020 to March 2020 there were 139 greyhound race meetings held at Queensland venues. At these race meetings there were 1,819 individual greyhounds raced for a total of 10,000 starts.

Table 3. Greyhound racing injuries, incidents and severity at Queensland race meetings from July 2019 to March 2020.

Injury Category	Incapacitation period ¹	July 2019 to September 2019 (Q1)		October 2019 to December 2019 (Q2)		January 2020 to March 2020 (Q3)	
		Total Number of Injury Incidents	Total Injury Incidents per 1,000 starts	Total Number of Injury Incidents	Total Injury Incidents per 1,000 starts	Total Number of Injury Incidents	Total Injury Incidents per 1,000 starts
Category A – minor i – non serious	Nil	4	0.36	2	0.18	5	0.50
Category A – minor ii – non serious	3 to 10 days	178	15.89	211	19.06	171	17.10
Category C - medium	14 to 21 days	74	6.61	66	5.96	60	6.00
Category D(E) - major	28 to 90 days	42	3.75	54	4.88	50	5.00
Category D(F) - major	28 to 90 days	3	0.27	2	0.18	8	0.80
Category E - Catastrophic – serious	Deceased/ Euthanised	14	1.25	17	1.54	13	1.30
Total A-E		315	28.12	352	31.79	307	30.7

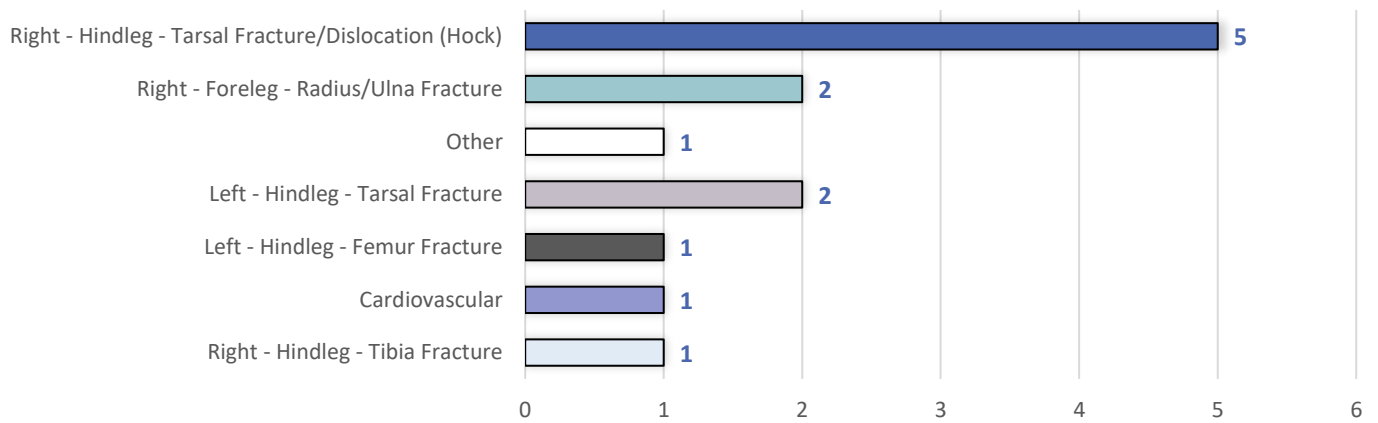
4.1. Reported Greyhound racing-related deaths from January 2020 to March 2020

Racing fatalities are defined as deaths that occur because of injuries and/or incidents during or immediately following a race. These include injuries that resulted in the euthanasia of greyhounds at a race meeting. This data does not include euthanasia that may occur after race meetings when further diagnostic advice or treatment is sought².

¹ Further description of rating categories is contained in the 2019-2020 Executive Summary.

² These are captured through retirement reporting.

Figure 3. Greyhound fatalities reported at Queensland racetracks from January 2020 to March 2020 Injuries are as described as in the on-track veterinarians' and/or stewards' reports.



5. Reported injuries by racetrack

Table 4. Number of greyhound race starts and all injuries at Queensland tracks from January 2020 to March 2020.

Track	Track Surface	Starts	Total Injuries	Total Injuries per 1,000 starts	Deceased or euthanased	Deceased or euthanased per 1,000 starts
Albion Park	Sand	3,757	120	31.94	3	0.80
Bundaberg	Grass	714	36	50.42	0	0.00
Capalaba	Grass	626	18	28.75	1	1.60
Ipswich	Sand	2,818	77	27.32	6	2.13
Rockhampton	Sand	743	22	29.61	1	1.35
Townsville	Sand	1,342	34	25.34	2	1.49
Totals		10,000	307	30.70	13	1.30

6. Greyhounds reported as retired, deceased or euthanased

The retirement, rehoming, death or euthanasia of individual greyhounds are recorded in the *OzChase* database. The last registered owner of the greyhound must submit a notification of retirement, death or euthanasia as specified by Greyhounds Australasia Rule 106(3).

Caveats

- Reports of retirements from *OzChase* may vary over time for the same data set due to late lodgement of retirement notifications.
- The data presented in Table 5 and Table 6 were accurate as at 16 April 2020.
- Data from the Commission's Greyhound Adoption Program (GAP) are included; however, euthanasia data from other adoption programs and agencies are not available.
- Data for greyhounds retired to adoption programs other than the GAP are currently not available unless provided by owners in the retirement notification.
- The category of "surrendered to other agency" does not refer specifically to adoption or rehoming agencies and includes universities and veterinary practices. Euthanasia and adoption data from these agencies are not currently available.

Table 5. Greyhound mortality notifications July 2019 to March 2020 (excluding data contained in Table 4) as reported to the Commission by owners and current as at 16 April 2020.

Category	July-Sept 2019	Oct-Dec 2019	Jan-Mar 2020
Deceased accidental causes	8	8	4
Deceased natural causes	3	1	9
Deceased illness or age	6	5	6
Euthanased by owner due to illness or age	12	10	12
Euthanased by owner due to injury	25	31	27
Euthanased by owner due to not suitable for racing	4	0	2
Euthanased by owner due to not suitable for rehome	17	23	17
Euthanased by GAP due to health and/or behavioural issues	12	4	9
Total deceased or euthanased	87	82	86

Table 6. Greyhound retirement notifications from July 2019 to March 2020 as reported to the Commission by owners and current as at 16 April 2020.

Category	July-Sept 2019	Oct-Dec 2019	Jan-Mar 2020
Retired for breeding	30	16	15
Retired to owner	39	30	24
Retired to trainer	1	13	1
Retired as a pet to a 3 rd party	28	29	40
Retired to GAP	44	25	55
Retired to other adoption program	26	24	0
Surrendered to other agency	50	61	56
Other (no description)	2	1	0
Total retired	220	199	191