

# Greyhound Breeding, Race Injury and Retirement

Quarterly Report (Q1)

July 2019-September 2019



**QUEENSLAND RACING  
INTEGRITY COMMISSION**

Engagement | Education | Enforcement

Prepared by: Queensland Racing Integrity Commission (QRIC)

© State of Queensland 2020.

The Queensland Government supports and encourages the dissemination and exchange of its information. The copyright in this publication is licensed under a Creative Commons Attribution 4.0 Australia (CC BY) licence.



Under this licence you are free, without having to seek our permission, to use this publication in accordance with the licence terms.

You must keep intact the copyright notice and attribute the State of Queensland as the source of the publication.

For more information on this licence, visit <http://creativecommons.org/licenses/by/3.0/au/deed.en>

#### Disclaimer

This document has been prepared with all due diligence and care, based on the best available information at the time of publication. The Commission holds no responsibility for any errors or omissions within this document. Any decisions made by other parties based on this document are solely the responsibility of those parties

If you need to access this document in a language other than English, please call the Translating and Interpreting Service (TIS National) on 131 450 and ask them to telephone Library Services on +61 7 3170 5470.

This publication can be made available in an alternative format (e.g. large print or audiotape) on request for people with vision impairment; phone +61 7 3170 5470 or email <[library@nprsr.qld.gov.au](mailto:library@nprsr.qld.gov.au)>.

## 1. Overview

This is a report for the period July 2019 to September 2019. The data are derived from the *OzChase* database, on-track veterinarian reports and race-day Stewards' reports. It is produced by the Queensland Racing Integrity Commission (the Commission) to document the following throughout Queensland:

1. Greyhound pups whelped and named. These are from *OzChase* system data as reported by owners and recorded by the Commission.
2. Greyhound injuries and deaths of racing greyhounds that have occurred at TAB and non-TAB race meetings. The race-related injury data within this report are from on-track veterinarians' and stewards' reports, and *OzChase* data as recorded by the Commission.
3. Greyhound deaths and retirement notifications as reported by greyhound owners to the Commission and held in *OzChase*.

This report provides all stakeholders, including greyhound racing participants and the community with summary greyhound racing and breeding data via a single quarterly report.

## 2. Greyhound pups born (whelped) and named from July 2019 to September 2019

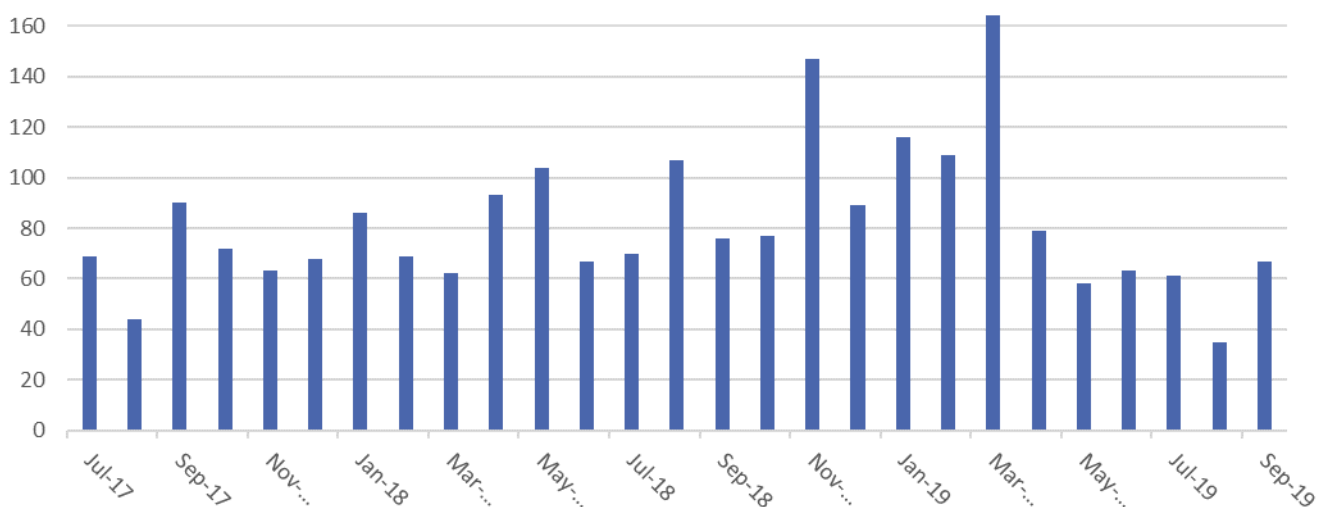
During the period July 2019 to September 2019, there were 163 greyhound pups born (whelped) (Table 1) and 198 greyhounds named (Table 2) in Queensland. Greyhounds are generally named for racing at between 12 and 18 months of age, creating a time lag between whelping and naming.

Greyhounds whelped and named from July 2017 onwards are included for comparison. This data was extracted from *OzChase* on 10 January 2020.

**Table 1.** Greyhound pups born (whelped) during the period July 2019 to September 2019.

Month	Greyhounds Whelped
July 2019	61
August 2019	35
September 2019	67
<b>Total</b>	<b>163</b>

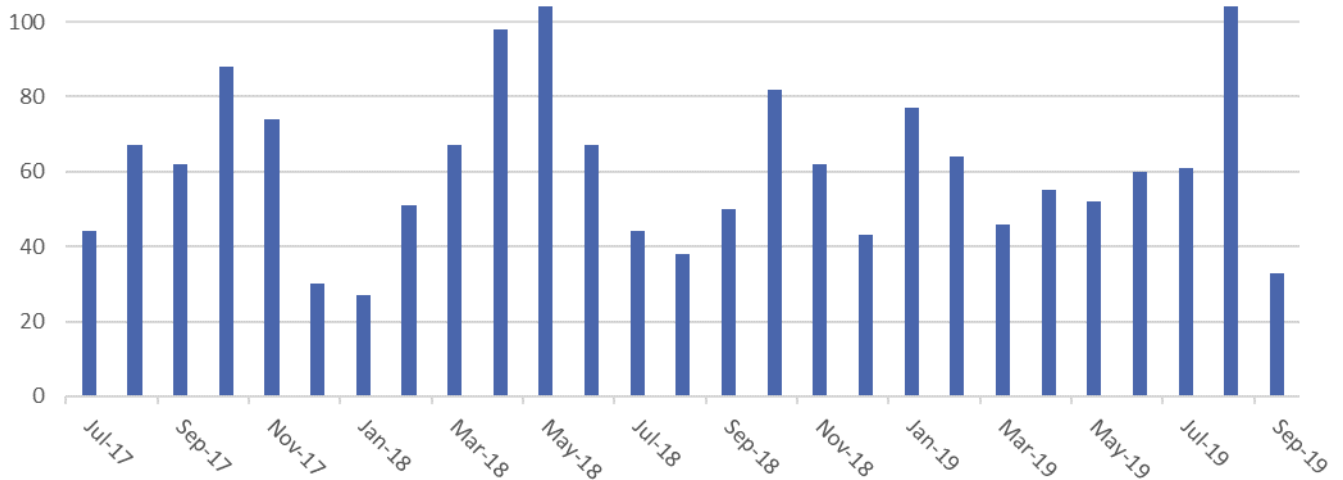
**Figure 1.** Greyhound pups whelped in Queensland from July 2017 – September 2019.



**Table 2.** Greyhounds named during the period July 2019 to September 2019.

Month	Greyhounds Named
July 2019	61
August 2019	104
September 2019	33
<b>Q1 Total</b>	<b>198</b>

**Figure 2.** Greyhounds named in Queensland from July 2017 – September 2019.



### 3. Injury Categories

#### 3.1. Injury Severity Classification

Greyhounds injured or involved in incidents at Queensland race meetings are examined by on-track veterinarians. These incidents and actions are reported to the Commission and included in the stewards' reports for each race meeting.

Injuries vary from very minor incidents with no treatment or incapacitation (stand down) period required, to severe injuries that result in the death or require euthanasia of a greyhound. Mandatory stand down periods allow for injury recovery before a greyhound is permitted to race again.

#### 4. Total reported injuries to racing greyhounds from July 2019 to September 2019

Injury rates are standardised as injuries per 1,000 starts. Every greyhound is counted each time it races in the reporting period to standardise injuries per 1,000 starts.

During the period July 2019 to September 2019, there were 145 greyhound race meetings held at Queensland venues. At these race meetings, there were 1,910 individual greyhounds raced for a total of 11,201 starts.

**Table 3.** Total greyhound racing injuries, incidents and severity at Queensland race meetings from July 2019 to September 2019.

Rating <sup>1</sup>	Incapacitation Periods	Total Number of Injury Incidents	Injury Incidents per 1,000 starters
Category A (G) – non-serious	Nil	4	0.36
Category B (G) – non-serious	3 to 10 days	178	15.89
Category C (G) – non-serious	14 to 21 days	74	6.61
Category D (G) – non-serious	28 to 90 days	42	3.75
Category D (F) - serious	28 to 90 days	3	0.27
Category E (F) - serious	Deceased/Euthansed	14	1.25
<b>Total A-E</b>		<b>315</b>	<b>28.12</b>

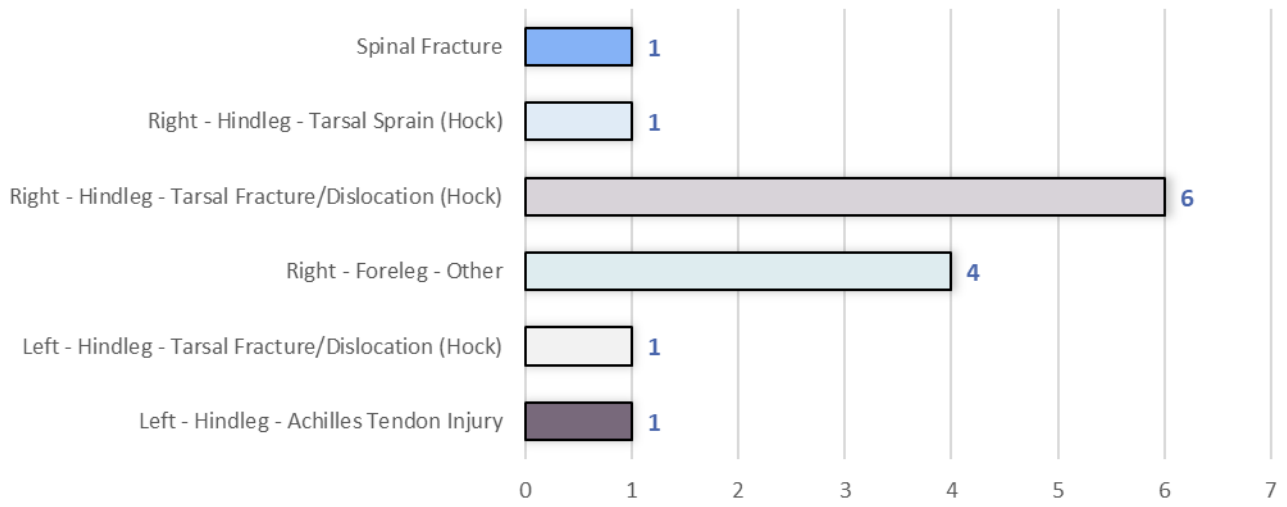
##### 4.1. Reported greyhound racing-related deaths from July 2019 to September 2019

Racing fatalities are defined as deaths that occur as a result of injuries and/or incidents during or immediately following a race. These include injuries that resulted in the euthanasia of greyhounds at a race meeting. The data do not include euthanasia that may occur subsequent to race meetings when further diagnostic advice or treatment is sought<sup>2</sup>.

<sup>1</sup> Further description of rating categories is contained in the 2019-2020 Executive Summary.

<sup>2</sup>These are captured through retirement reporting.

**Figure 3.** Greyhound deaths reported at Queensland racetracks from July 2019 to September 2019. Injuries are as described in the on-track veterinarians' and/or stewards' reports.



## 5. Reported injuries by racetrack

**Table 4.** Number of greyhound race starters and all injuries at Queensland tracks from July 2019 to September 2019.

Track	Track Surface	Starters	Total Injuries	Total Injuries per 1,000 starters	Deceased or euthanased	Deceased or euthanased per 1,000 starters
Albion Park	Sand	4,142	113	27.28	4	0.97
Bundaberg	Grass	951	51	53.63	0	0
Capalaba	Grass	1,223	23	18.81	0	0
Ipswich	Sand	2,965	88	29.68	6	2.02
Rockhampton	Sand	802	22	27.43	1	1.25
Townsville	Sand	1,118	18	16.10	3	2.68
<b>Total</b>		<b>11,201</b>	<b>315</b>	<b>28.12</b>	<b>14</b>	<b>1.25</b>

## 6. Greyhounds reported as retired, deceased or euthanased during July 2019 to September 2019

Greyhounds that are retired from racing, rehomed or euthanased are recorded in the OzChase database. These notifications are self-reported by owners to the Commission. The last registered owner of the greyhound must submit a notification of retirement, death or euthanasia as specified by Greyhounds Australasia Rule 106(3).

### Caveats

- Reports of retirements from *OzChase* may vary over time for the same data set due to late lodgement of retirement notifications.
- The data presented in Tables 5 and 6 are accurate as at 28 November 2019.
- Data from the Commission's Greyhound Adoption Program (GAP) are included; however, euthanasia data from other adoption programs and agencies are not available.
- Data for greyhounds retired to adoption programs other than the GAP are currently not available unless provided by owners in the greyhound's retirement notification.
- The category of "surrendered to other agency" does not refer specifically to adoption or rehoming agencies and includes universities and veterinary practices. Euthanasia and adoption data from these agencies are not currently available.

**Table 5.** Greyhound mortality notifications from July 2019 to September 2019 (excluding data contained in Table 4) as reported to the Commission by owners and current as at 28 November 2019.

<b>Category</b>	<b>July-Sept 2019</b>
Deceased accidental causes	8
Deceased natural causes	3
Deceased illness or age	6
Euthanased by owner due to illness or age	12
Euthanased by owner due to injury	25
Euthanased by owner due to not suitable for racing	4
Euthanased by owner due to not suitable for rehome	17
Euthanased by GAP due to health and/or behavioural issues	12
<b>Total deceased or euthanased</b>	<b>87</b>

**Table 6.** Greyhound retirement notifications from July 2019 to September 2019 as reported to the Commission by owners and current as at 28 November 2019.

<b>Category</b>	<b>July-Sept 2019</b>
Retired for breeding	30
Retired to owner	39
Retired to trainer	1
Retired as a pet to a 3 <sup>rd</sup> party	28
Retired to GAP	44
Retired to other adoption program	26
Surrendered to other agency	50
Other (no description)	2
<b>Total retired</b>	<b>220</b>