

# Greyhound Breeding, Race Injury and Retirement

Quarterly Report (Q3)

January 2019-March 2019



**QUEENSLAND RACING  
INTEGRITY COMMISSION**

Engagement | Education | Enforcement

Prepared by: Queensland Racing Integrity Commission (QRIC)

© State of Queensland 2020.

The Queensland Government supports and encourages the dissemination and exchange of its information. The copyright in this publication is licensed under a Creative Commons Attribution 4.0 Australia (CC BY) licence.



Under this licence you are free, without having to seek our permission, to use this publication in accordance with the licence terms.

You must keep intact the copyright notice and attribute the State of Queensland as the source of the publication. For more information on this licence, visit <http://creativecommons.org/licenses/by/3.0/au/deed.en>

#### Disclaimer

This document has been prepared with all due diligence and care, based on the best available information at the time of publication. The Commission holds no responsibility for any errors or omissions within this document. Any decisions made by other parties based on this document are solely the responsibility of those parties

If you need to access this document in a language other than English, please call the Translating and Interpreting Service (TIS National) on 131 450 and ask them to telephone Library Services on +61 7 3170 5470.

This publication can be made available in an alternative format (e.g. large print or audiotape) on request for people with vision impairment; phone +61 7 3170 5470 or email <[library@nprsr.qld.gov.au](mailto:library@nprsr.qld.gov.au)>.

---

## Contents

|  |   |
|--|---|
| 1. Overview .....  | 2 |
| 2. Greyhound pups whelped and named from January 2019 to March 2019 .....  | 2 |
| <b>Table 1.</b> Greyhound pups born (whelped) during the period July 2018 to March 2019.....   |   |
| <b>Figure 1.</b> Greyhound pups whelped in Qld from July 2017 – March 2019.....  | 3 |
| <b>Table 2.</b> Greyhounds named during the period July 2018 to March 2019.....  | 4 |
| <b>Figure 2.</b> Greyhounds named in Qld from July 2017 – March 2019.....  | 4 |
| 3. Total reported injuries to racing greyhounds from January 2019 to March 2019.....   | 5 |
| <b>Table 3.</b> Greyhound racing injuries, incidents and severity at Queensland race meetings from July 2018 to March 2019.....  | 5 |
| 4. Reported Greyhound racing-related deaths from January 2019 to March 2019.....   | 6 |
| <b>Figure 3.</b> Greyhound racing related deaths and euthanasia from January 2019 to March 2019. Injuries are as described as in the on-track veterinarians' and/or stewards' reports..... | 6 |
| 5. Reported injuries by race track .....   | 6 |
| <b>Table 4.</b> Number of greyhound race starts and all injuries at Queensland tracks from January 2019 to March 2019.....   | 6 |
| 4. Greyhounds reported as retired, deceased or euthanased January 2019 to March 2019   |   |
| <b>Table 5.</b> Greyhound mortality notifications July 2018 to March 2019 as reported to the Commission by owners and current as at 21 February 2020.....                                  | 7 |
| <b>Table 6.</b> Greyhound retirement notifications from July 2019 to March 2019 as reported to the Commission by owners and current as at 21 February 2020.....                            | 8 |

## 1. Overview

This is a report for the period January 2019 to March 2019. The data are derived from the *OzChase* database, on-track veterinarian reports and race-day stewards' reports. It is produced by the Queensland Racing Integrity Commission (the Commission) to document the following throughout Queensland:

1. Greyhound pups whelped and named. These are from *OzChase* system data as reported by owners and recorded by the Commission.
2. Greyhound injuries and deaths of racing greyhounds that have occurred at TAB and non-TAB race meetings. The race-related injury data within this report are from on-track veterinarians' and stewards' reports, and *OzChase* data as recorded by the Commission.
3. Greyhound deaths and retirement notifications as reported by greyhound owners to the Commission and held in *OzChase*.

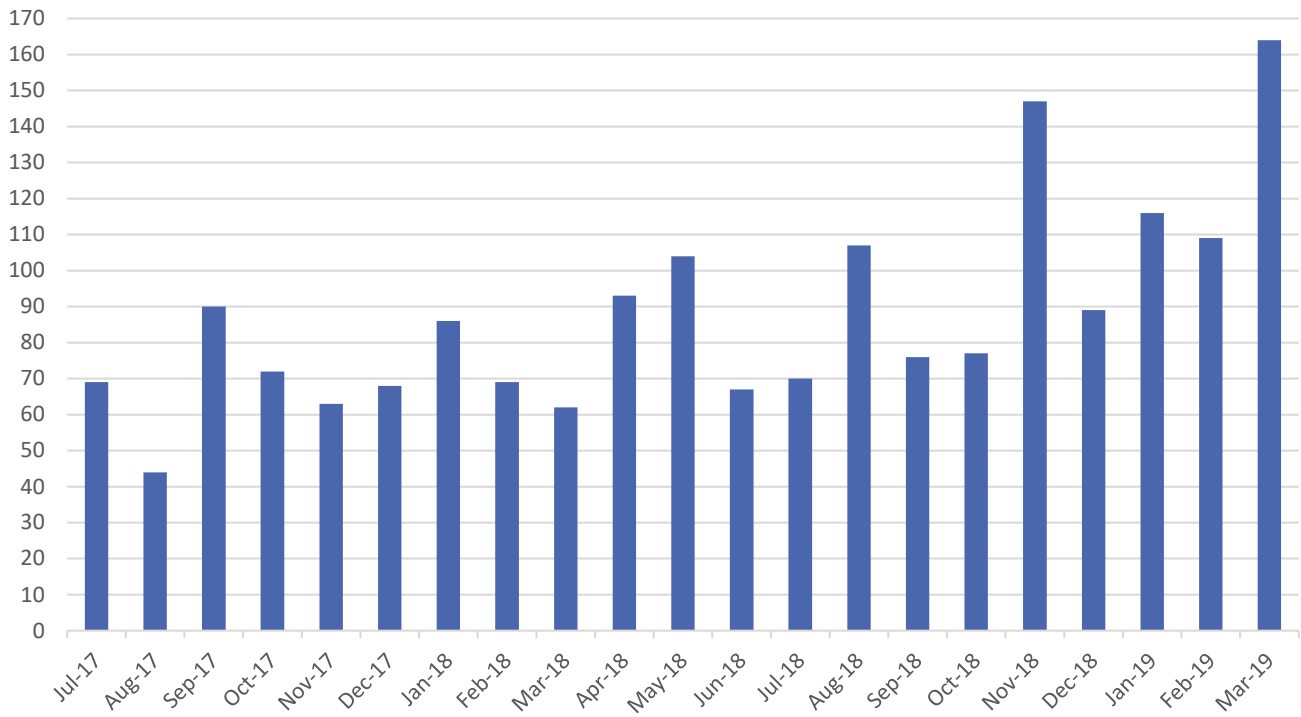
This report provides all stakeholders, including greyhound racing participants and the community with summary greyhound racing and breeding data via a single quarterly report.

## 2. Greyhound pups whelped and named from January 2019 to March 2019

During the period January 2019 to March 2019 there were 389 greyhounds pups born (whelped) (Table 1) and 187 greyhounds named in Queensland (Table 2). Greyhounds are generally named for racing at between 12 and 18 months of age, and this creates a time lag between whelping and naming.

**Table 1.** Greyhound pups born (whelped) during the period July 2018 to March 2019.

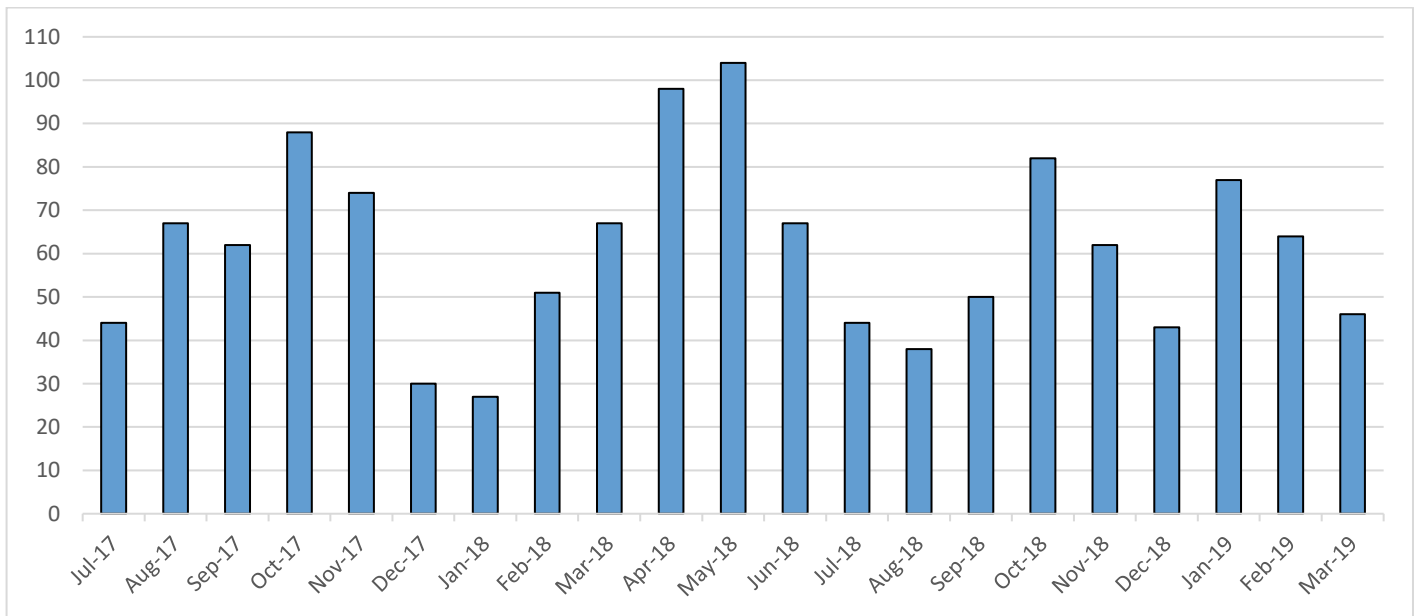
| Month           | Greyhounds Whelped |
|-----------------|--------------------|
| July 2018       | 70                 |
| August 2018     | 107                |
| September 2018  | 76                 |
| <b>Q1 Total</b> | <b>253</b>         |
| October 2018    | 77                 |
| November 2018   | 147                |
| December 2018   | 89                 |
| <b>Q2 Total</b> | <b>313</b>         |
| January 2019    | 116                |
| February 2019   | 109                |
| March 2019      | 164                |
| <b>Q3 Total</b> | <b>389</b>         |



**Figure 1.** Greyhound pups whelped in Qld from July 2017 – March 2019.

**Table 2.** Greyhounds named during the period July 2018 to March 2019.

| Month           | Greyhounds Named |
|-----------------|------------------|
| July 2018       | 44               |
| August 2018     | 38               |
| September 2018  | 50               |
| <b>Q1 Total</b> | <b>132</b>       |
| October 2018    | 82               |
| November 2018   | 62               |
| December 2018   | 43               |
| <b>Q2 Total</b> | <b>187</b>       |
| January 2019    | 77               |
| February 2019   | 64               |
| March 2019      | 46               |
| <b>Q3 Total</b> | <b>187</b>       |



**Figure 2.** Greyhounds named in Qld from July 2017 – March 2019.

### 3. Total reported injuries to racing greyhounds from January 2019 to March 2019

Injury rates are standardised as injuries per 1,000 starts. Every greyhound is counted each time it races in the reporting period to standardise injuries per 1,000 starts.

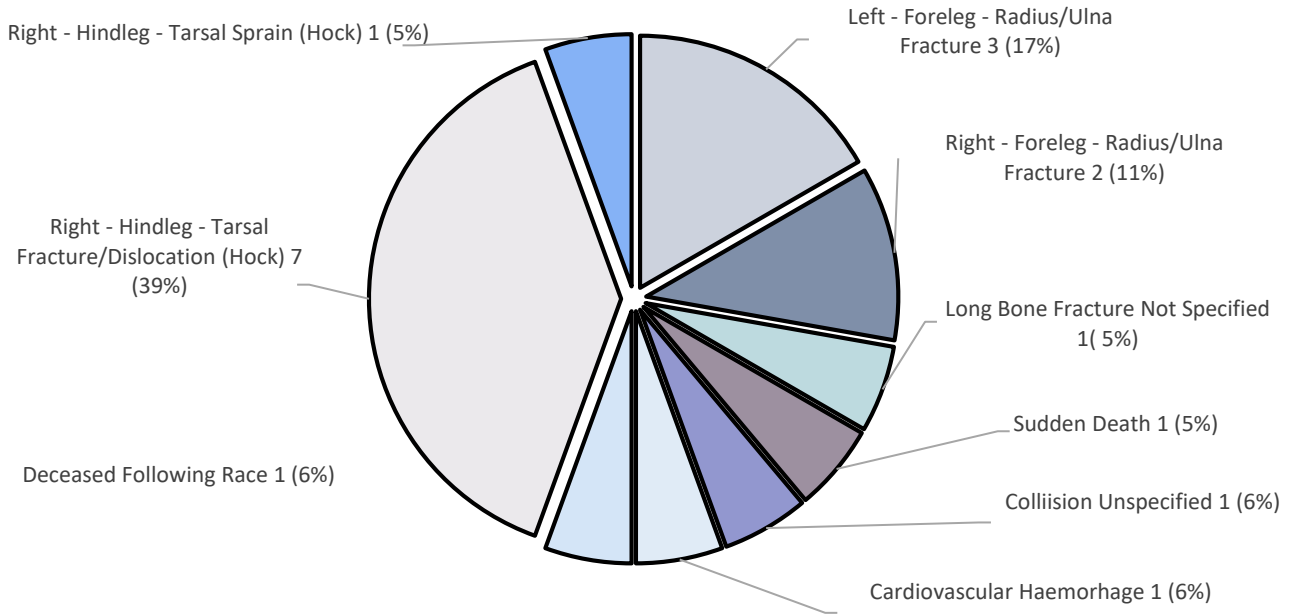
At these racetracks there were 1,321 individual greyhounds raced for a combined 10,446 starts.

**Table 3.** Greyhound racing injuries, incidents and severity at Queensland race meetings from July 2018 to March 2019.

| Injury Category                       | July 2018 to September 2018 (Q1) |   | October 2018 to December 2018 (Q2) |   | January 2019 to March 2019 (Q3)  |   |
|---------------------------------------|----------------------------------|---|------------------------------------|---|----------------------------------|---|
|                                       | Total Number of Injury Incidents | Total Injury Incidents per 1,000 starts | Total Number of Injury Incidents   | Total Injury Incidents per 1,000 starts | Total Number of Injury Incidents | Total Injury Incidents per 1,000 starts |
| Minor                                 | 6                                | 0.57                                    | 12                                 | 1.18                                    | 9                                | 0.86                                    |
| Minor                                 | 202                              | 19.13                                   | 178                                | 17.46                                   | 198                              | 18.95                                   |
| Medium                                | 50                               | 4.73                                    | 45                                 | 4.41                                    | 57                               | 5.46                                    |
| Major                                 | 46                               | 4.36                                    | 56                                 | 5.49                                    | 49                               | 4.69                                    |
| Catastrophic – deceased or euthanased | 11                               | 1.04                                    | 18                                 | 1.77                                    | 18                               | 1.72                                    |
| <b>Total</b>                          | <b>315</b>                       | <b>29.83</b>                            | <b>309</b>                         | <b>30.31</b>                            | <b>331</b>                       | <b>31.69</b>                            |

#### 4. Reported Greyhound racing-related deaths from January 2019 to March 2019

Deaths of greyhound deaths as a result of injuries sustained during a race recorded and described in on-track veterinarians' and stewards' reports. These data do not include euthanasia that may occur outside of or subsequent to race meetings when further diagnostic advice or treatment is obtained for an injury<sup>1</sup>.



**Figure 3.** Greyhound racing related deaths and euthanasia from January 2019 to March 2019. Injuries are as described as in the on-track veterinarians' and/or stewards' reports.

<sup>1</sup>These are captured through retirement reporting.

#### 5. Reported injuries by race track

**Table 4.** Number of greyhound race starts and all injuries at Queensland tracks from January 2019 to March 2019.

| Track*      | Track Surface | Starts        | Total Injuries | Total Injuries per 1,000 starts | Deceased or euthanased | Deceased or euthanased per 1,000 starts |
|-------------|---------------|---------------|----------------|---------------------------------|------------------------|---|
| Albion Park | Sand          | 4,093         | 124            | 30.30                           | 11                     | 2.69                                    |
| Bundaberg   | Grass         | 608           | 22             | 36.18                           | 0                      | 0.00                                    |
| Capalaba    | Grass         | 1,141         | 32             | 28.05                           | 0                      | 0.00                                    |
| Ipswich     | Sand          | 2,965         | 99             | 33.39                           | 4                      | 1.35                                    |
| Rockhampton | Sand          | 809           | 26             | 32.14                           | 1                      | 1.24                                    |
| Townsville  | Sand          | 830           | 28             | 33.73                           | 2                      | 2.41                                    |
|             |               | <b>10,446</b> | <b>331</b>     | <b>31.69</b>                    | <b>18</b>              | <b>1.72</b>                             |

\*Cairns track is now closed



## 6. Greyhounds reported as retired, deceased or euthanased January 2019 to March 2019

The retirement, rehoming, death or euthanasia of individual greyhounds are recorded in the *OzChase* database. The last registered owner of the greyhound must submit a notification of retirement, death or euthanasia as specified by Greyhounds Australasia Rule 106(3).

### Caveats

- Reports of retirements from *OzChase* may vary over time for the same data set due to late lodgement of retirement notifications.
- The data presented in Table 5 are accurate as at 21 February 2020.
- Data from the Commission's Greyhound Adoption Program (GAP) are included; however, euthanasia data from other adoption programs and agencies are not available.
- Data for greyhounds retired to adoption programs other than the GAP are currently not available unless provided by owners in the retirement notification.
- The category of "surrendered to other agency" does not refer specifically to adoption or rehoming agencies and includes universities and veterinary practices. Euthanasia and adoption data from these agencies are not currently available.
- The category of "euthanased/deceased - on-track injury (inclusive of on-track reports)" may differ from the number of catastrophic race-related injuries recorded on-track veterinarian reports and race-day stewards' reports. This is because the data are self-reported by participants through submission of a notification of retirement, death or euthanasia.

**Table 5.** Greyhound mortality notifications July 2018 to March 2019 as reported to the Commission by owners and current as at 21 February 2020.

| Category  | July-Sept 2018 | Oct-Dec 2018 | Jan-Mar 2019 |
|---|----------------|--------------|--------------|
| Deceased - accidental causes  | 4              | 5            | 5            |
| Deceased - illness or age   | 1              | 9            | 37           |
| Deceased - natural causes   | 2              | 30           | 16           |
| Euthanased by owner - illness or age                                  | 12             | 23           | 9            |
| Euthanased by owner - injury  | 24             | 30           | 37           |
| Euthanased by owner - not suitable for racing                         | 7              | 14           | 6            |
| Euthanased by owner - not suitable for rehome                         | 10             | 12           | 12           |
| Euthanased by GAP - health or behavioural issues                      | 12             | 5            | 5            |
| Euthanased/deceased - on-track injury (inclusive of on-track reports) | 11             | 18           | 18           |
| <b>Total deceased or euthanased</b>                                   | <b>83</b>      | <b>146</b>   | <b>145</b>   |

**Table 6.** Greyhound retirement notifications from July 2019 to March 2019 as reported to the Commission by owners and current as at 21 February 2020.

| <b>Category</b>                          | <b>July-Sept 2018</b> | <b>Oct-Dec 2018</b> | <b>Jan-Mar 2019</b> |
|--|-----------------------|---------------------|---------------------|
| Retired for breeding                     | 20                    | 15                  | 23                  |
| Retired to owner                         | 38                    | 37                  | 37                  |
| Retired to trainer                       | 6                     | 8                   | 5                   |
| Retired as a pet – 3 <sup>rd</sup> party | 27                    | 18                  | 20                  |
| Retired to GAP                           | 53                    | 112                 | 40                  |
| Retired to other adoption program        | 17                    | 22                  | 17                  |
| Surrendered to other agency              | 54                    | 68                  | 42                  |
| Other (no description)                   | 0                     | 1                   | 0                   |
| <b>Total retired</b>                     | <b>215</b>            | <b>281</b>          | <b>184</b>          |