

Greyhound Breeding, Race Injury and Retirement

Quarterly Report (Q1)

July 2018-September 2018



**QUEENSLAND RACING
INTEGRITY COMMISSION**

Engagement | Education | Enforcement

Prepared by: Queensland Racing Integrity Commission (QRIC)

© State of Queensland 2020.

The Queensland Government supports and encourages the dissemination and exchange of its information. The copyright in this publication is licensed under a Creative Commons Attribution 4.0 Australia (CC BY) licence.



Under this licence you are free, without having to seek our permission, to use this publication in accordance with the licence terms.

You must keep intact the copyright notice and attribute the State of Queensland as the source of the publication.

For more information on this licence, visit <http://creativecommons.org/licenses/by/3.0/au/deed.en>

Disclaimer

This document has been prepared with all due diligence and care, based on the best available information at the time of publication. The Commission holds no responsibility for any errors or omissions within this document. Any decisions made by other parties based on this document are solely the responsibility of those parties

If you need to access this document in a language other than English, please call the Translating and Interpreting Service (TIS National) on 131 450 and ask them to telephone Library Services on +61 7 3170 5470.

This publication can be made available in an alternative format (e.g. large print or audiotape) on request for people with vision impairment; phone +61 7 3170 5470 or email <library@nprsr.Queensland.gov.au>.

Contents

1. Overview	1
2. Greyhound pups whelped and named from July 2018 to September 2018	1
Table 1. Greyhound pups born (whelped) during the period July 2018 to September 2018.	1
Figure 1. Greyhound pups whelped in Queensland from July 2017 – September 2018.	1
Table 2. Greyhounds named during the period July 2018 to September 2018.	2
Figure 2. Greyhounds named in Queensland from July 2017 – September 2018.	2
3. Total reported injuries to racing greyhounds from July 2018 to September 2018.....	3
Table 3. Total greyhound racing injuries, incidents and severity at Queensland race meetings from July 2018 to September 2018.	3
4. Reported greyhound racing-related deaths from July 2018 to September 2018	3
Figure 3. Greyhound deaths reported at Queensland race meetings from July 2018 to September 2018.....	
5. Reported injuries by racetrack	4
Table 4. Number of greyhound race starters and all reported injuries at Queensland tracks from July 2018 to September 2018.	4
6. Greyhounds reported as retired, deceased or euthanased during July 2018 to September 2018	4
Table 5. Greyhound mortality notifications July 2018 to September 2018 as reported to the Commission by owners.	5
Table 6. Greyhound retirement notifications July 2018 to September 2018.....	5

1. Overview

This is a report for the period July 2018 to September 2018. The data are derived from the *OzChase* database, on-track veterinarian reports and race-day Stewards' reports. It is produced by the Queensland Racing Integrity Commission (the Commission) to document the following throughout Queensland:

1. Greyhound pups whelped and named. These are from *OzChase* system data as reported by owners and recorded by the Commission.
2. Greyhound injuries and deaths of racing greyhounds that have occurred at TAB and non-TAB race meetings. The race-related injury data within this report are from on-track veterinarians' and Stewards' reports, and *OzChase* data as recorded by the Commission.
3. Greyhound deaths and retirement notifications as reported by greyhound owners to the Commission and held in *OzChase*.

This report provides all stakeholders, including greyhound racing participants and the community with summary greyhound racing and breeding data via a single quarterly report.

2. Greyhound pups whelped and named from July 2018 to September 2018

During the period July 2018 to September 2018, there were 253 greyhounds pups born (whelped) (Table 1) and 132 greyhounds named in Queensland (Table 2). Greyhounds are generally named for racing at between 12 and 18 months of age, creating a time lag between whelping and naming.

Table 1. Greyhound pups born (whelped) during the period July 2018 to September 2018.

Month	Greyhounds Whelped
July 2018	70
August 2018	107
September 2018	76
Total	253

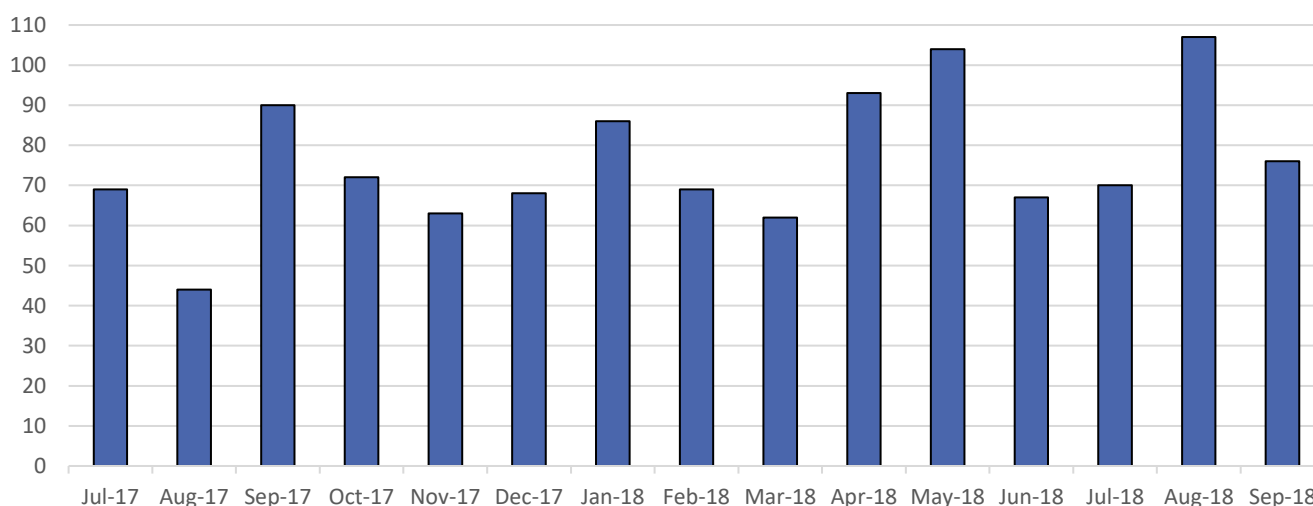


Figure 1. Greyhound pups whelped in Queensland from July 2017 – September 2018.

Table 2. Greyhounds named during the period July 2018 to September 2018.

Month	Greyhounds Named
July 2018	44
August 2018	38
September 2018	50
Total	132

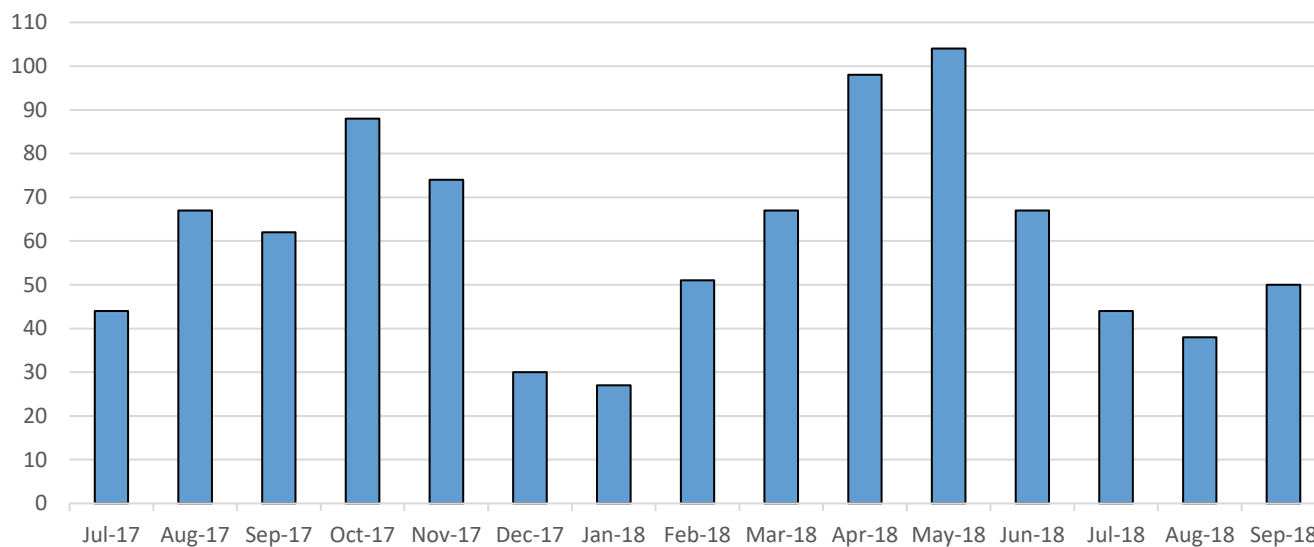


Figure 2. Greyhounds named in Queensland from July 2017 – September 2018.

3. Total reported injuries to racing greyhounds from July 2018 to September 2018

Injury rates are standardised as injuries per 1,000 starts. Every greyhound is counted each time it races in the reporting period to standardise injuries per 1,000 starts.

At these race meetings, 1,776 individual greyhounds raced for 10,561 starts.

Table 3. Total greyhound racing injuries, incidents and severity at Queensland race meetings from July 2018 to September 2018.

Injury Category	Stand Down Period (Days)	Total Number of Injury Incidents	Injury Incidents per 1,000 starts
Minor (i)	Nil	6	0.57
Minor (ii)	1 to 10 days	202	19.13
Medium	Medium 11 to 21 days	50	4.73
Major	Major more than 21 days	46	4.36
Catastrophic – deceased or euthanased		11	1.04
Total		315	29.83

4. Reported greyhound racing-related deaths from July 2018 to September 2018

Deaths of greyhound as a result of injuries sustained during a race are recorded and described in on-track veterinarians' and Stewards' reports. The data does not include euthanasia that may occur outside of or subsequent to race meetings when further diagnostic advice or treatment is obtained for an injury¹.

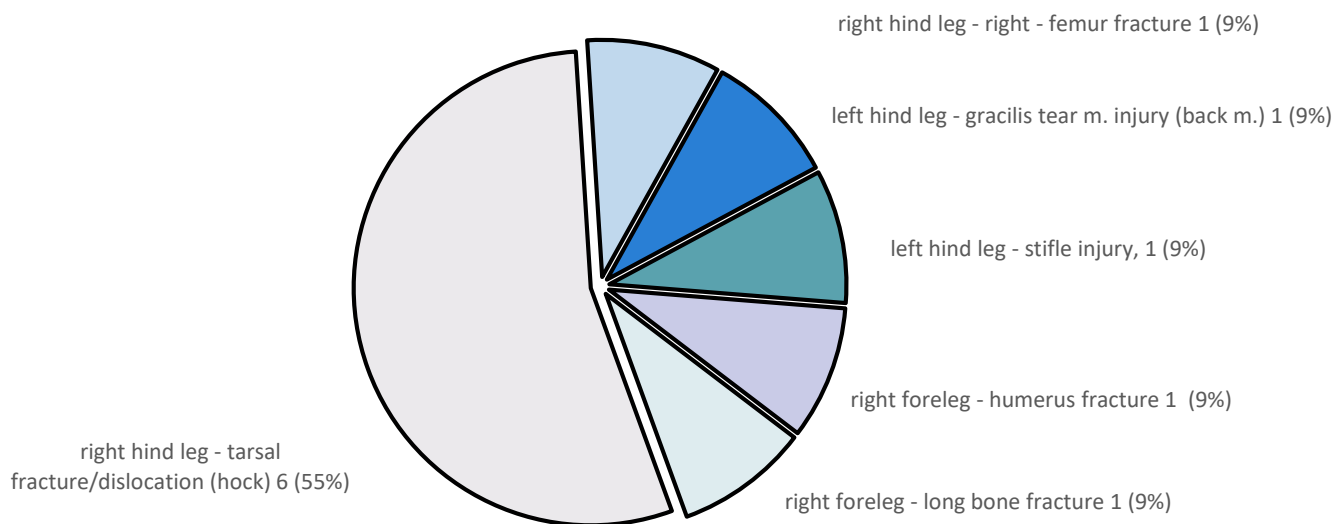


Figure 3. Greyhound deaths reported at Queensland race meetings from July 2018 to September 2018.

¹These are captured through retirement reporting.

5. Reported injuries by racetrack

Table 4. Number of greyhound race starters and all reported injuries at Queensland tracks from July 2018 to September 2018.

Track	Track Surface	Starts	Total Injuries	Total Injuries per 1,000 starters	Deceased or euthanased	Deceased or euthanased per 1,000 starters
Albion Park	Sand	4,383	128	29.2	4	0.91
Bundaberg	Grass	335	12	35.82	0	0.00
Cairns	Sand	211	9	42.65	0	0.00
Capalaba	Grass	776	16	20.62	0	0.00
Ipswich	Sand	3,315	114	34.39	4	1.21
Rockhampton	Sand	626	18	28.75	0	0.00
Townsville	Sand	915	18	19.67	3	3.28
		10,561	315	29.83	11	1.04

6. Greyhounds reported as retired, deceased or euthanased during July 2018 to September 2018

The retirement, rehoming, death or euthanasia of individual greyhounds are recorded in the *OzChase* database. The last registered owner of the greyhound must submit a notification of retirement, death or euthanasia as specified by Greyhounds Australasia Rule 106(3).

Caveats

- Reports of retirements from *OzChase* may vary over time for the same data set due to late lodgement of retirement notifications.
- The data presented in Table 5 are accurate as at 21 February 2020.
- Data from the Commission's Greyhound Adoption Program (GAP) are included; however, euthanasia data from other adoption programs and agencies are not available.
- Data for greyhounds retired to adoption programs other than the GAP are currently not available unless provided by owners in the retirement notification.
- The category of "surrendered to other agency" does not refer specifically to adoption or rehoming agencies and includes universities and veterinary practices. Euthanasia and adoption data from these agencies are not currently available.
- The category of "euthanased/deceased - on-track injury (inclusive of on-track reports)" may differ from the number of catastrophic race-related injuries recorded on-track veterinarian reports and race-day stewards' reports. This is because these are self-reported by participants through submission of a notification of retirement, death or euthanasia.

Table 5. Greyhound mortality notifications July 2018 to September 2018 as reported to the Commission by owners and current as at 21 February 2020.

Category	July-Sept 2018
Deceased - accidental causes	4
Deceased - illness or age	1
Deceased - natural causes	2
Euthanased by owner - illness or age	12
Euthanased by owner - injury	24
Euthanased by owner - not suitable for racing	7
Euthanased by owner - not suitable for rehome	10
Euthanased by GAP - health or behavioural issues	12
Euthanased/deceased - on-track injury	11
Total deceased or euthanased	83

Table 6. Greyhound retirement notifications July 2018 to September 2018 as reported to the Commission by owners and current as at 21 February 2020.

Category	July-Sept 2018
Retired for breeding	20
Retired to owner	38
Retired to trainer	6
Retired as a pet – 3 rd party	27
Retired to GAP	53
Retired to other adoption program	17
Surrendered to other agency	54
Total retired	215